

ATLAS

SINCE 1919

**STABLE.
STRONG.
STEADY.**

-  22.0 - 22.6 t
-  129 kW (175 hp)
-  0.75 - 1.3 m³



WHEELED EXCAVATOR 220W

WWW.ATLASGMBH.COM

TECHNICAL SPECIFICATION 220W

Technical data

ENGINE

Power rating acc. to ISO 9249.....	129 kW (175 PS)	Displacement	6700 cm ³	Battery	2 x 12 V / 100 Ah
RPM	1800/min	Number of cylinders	6	Generator	24 V / 70 Ah
Make/model	Cummins/QSB 6.7 T4F	Cooling system	water cooled	Starter	24 V / 3.2 kW
Design	Turbocharger/charge air cooling	Air filter	dry air filter		

HYDRAULIC SYSTEM

• Load limit controlled high-performance piston pump	• Suction valve for all work functions	• Pipe break protection valves for lifting and articulated cylinders
• Dual circuit hydraulic system	• Load retaining and fine lowering valves in lifting circuit	• 2 additional circuits for more consumer loads possible
• Standard 7 consumer loads in one valve block	• Pump flow control	• Max. oil flow
• Sensitive, proportional, independent control	• Proportional grab/grab rotating function	400 l/min
• Primary and secondary protection against overload	• Fuel efficient flow-on-demand control	• Operating pressure max
		340 (370)* bar
		• Operating modes: 3 preprogrammed modes (Fine, Eco, Power)

SWING ASSEMBLY

• Swing motor: Axial piston motor with priority valve	• Max. swing speed	11/min
• Swing gear: Planetary transmission	• Swing torque	63.2 kNm
• Swing brake: Automatically controlled multi-disc brake		

Traction DRIVE AND BRAKES

• Variable displacement motor	• Automotive drive and cruise control	• Tractive force.....	91.8 kN
• Power shift gear	• Max. speed	20 km/h	• Gradeability max.
• Double-acting brake valve	• Off-road speed	5 km/h	55 %
• Travel direction pre-selection via switch in joystick	• Crawling speed.....	1 km/h	• Dual circuit brake
			multi-disc
			• Parking brake
			multi-disc

UNDERCARRIAGE

• 40 ton special excavator axles	• Steering axle with automatic oscillating axle locking	• 8 tires (twins)	PR 16 10.00 - 20
----------------------------------	---	-------------------------	------------------

FILL CAPACITIES

• Fuel tank	382 Liter	• Engine oil.....	20 Liter	• Hydraulic system.....	290 Liter
• Cooling system	42 Liter	• Hydraulic tank	224 Liter	• AdBlue® Tank	18.9 Liter

DRIVER'S CAB

• Meets latest safety standards	CONTROL:	CLIMATE CONTROL:
• Extra large entry zone	• Ergonomic joysticks with proportional slide control	• Air conditioning equipped as standard
• Spacious leg room	• Slim, height- and angle adjustable steering column	• Excellent air distribution through optimally arranged nozzles
• Excellent circumferential visibility	• Indicators, controls and operating switches are clearly arranged	
• Preparation for radio installation with mute function	MONITORING:	SOUND LEVELS:
	• Operating data display screen	• ISO 6396 (L _{pA}) in driver's cab
DRIVER'S SEAT:	• Automatic system for monitoring, warning and storage of data	74 dB(A)
• Air-cushioned comfort seat (optional seat heating)		• 2000/14 EG (L _{wA}) ambience level
• Arm rests and lumbar support		103dB(A)
• Seat adjustable separately from console		

OPERATING WEIGHTS

ADJUSTABLE BOOM

Base arm 1.95 m (C23.41), Boom 4.23 m (C25.46), Stick 2.65 m (D21.33)

Support and dozer blade/ outriggers

22.6 t

* Power boost switch

WORKING EQUIPMENT 220W

Working equipment

BASIC UNIT ATLAS 220W

<ul style="list-style-type: none"> Wheel excavator 220W, support and dozer blade on rigid axle, 2x outrigger support on steering axle, 2 lifting cylinders (A23.33) 	STANDARD BASIC EQUIPMENT: Engine: <ul style="list-style-type: none"> Automatic idling system Diesel prefilter Engine monitoring 	<ul style="list-style-type: none"> Seat can be adjusted separately from console Rear view security camera with LCD-colour monitor Right side camera Heat absorbing glass, tinted windows Automotive drive and cruise control Operating data display screen Ready for electric cooling box
BOOM: <ul style="list-style-type: none"> Monoblock boom with stick cylinder 5.95 m (C25.3M) Adjustable boom consisting of base arm 1,95 m (C23.41) with adjustable cylinder and boom 4,23 m (C25.46) with stick cylinder 	Hydraulic system: <ul style="list-style-type: none"> Proportional grab and grab rotating function Accumulator for emergency lowering of boom system Pipe break protection valves for lifting and articulated cylinders 	<ul style="list-style-type: none"> Different options for storage, compartment for documents Bottle holder Automatic working brake
STICK: <ul style="list-style-type: none"> Stick 2,65 m (D21.33) for adjustable boom Stick 2,70 m (D25.2) for monoblock boom Stick 3,20 m (D25.3) for monoblock boom 	<ul style="list-style-type: none"> Max. load-limit control Cylinder end position damping 	SUPERSTRUCTURE: <ul style="list-style-type: none"> Fold-away condenser Spacious and lockable storage space in superstructure
BUCKET TIPPING CYLINDER: <ul style="list-style-type: none"> Bucket tipping cylinder with bucket linkage (F25.1A) 	Cab: <ul style="list-style-type: none"> Air conditioning Preparation for radio installation with mute function Slim, height and angle adjustable steering column 	UNDERCARRIAGE: <ul style="list-style-type: none"> Power shift transmission Wet disc brakes Toolbox in undercarriage
EQUIPMENT: <ul style="list-style-type: none"> Joint bearings in stick and bucket cylinders Combined lubricating points for swing bearing and arm equipment 		

ADDITIONAL EQUIPMENT

Engine: <ul style="list-style-type: none"> Refueling pump Engine speed adjustment via potentiometer Auxiliary heating Cold start assistance 	Equipment: <ul style="list-style-type: none"> Automatically controlled and monitored electric central lubrication system Second toolbox in undercarriage Transport cover of bucket from 1000mm to 1300mm Traction motor guard 	<ul style="list-style-type: none"> Alarm-signal while driving Beacon light GPS/GSM Telemetriebox, for monitoring of operating data, fuel consumption, location Radio/CD/MP3, front AUX in, USB Electric cooling box
Hydraulic system: <ul style="list-style-type: none"> Hydraulic kit, to operate front and rear supports separately Hydraulic kit, to operate supports per axle separately Biodegradable oil 	Cab: <ul style="list-style-type: none"> Cab protection guard Heated driver's seat Cab elevation 	<ul style="list-style-type: none"> Working lights, LED version Head rest Proportional control of supports by slide in joystick
		Further special equipment: see price list

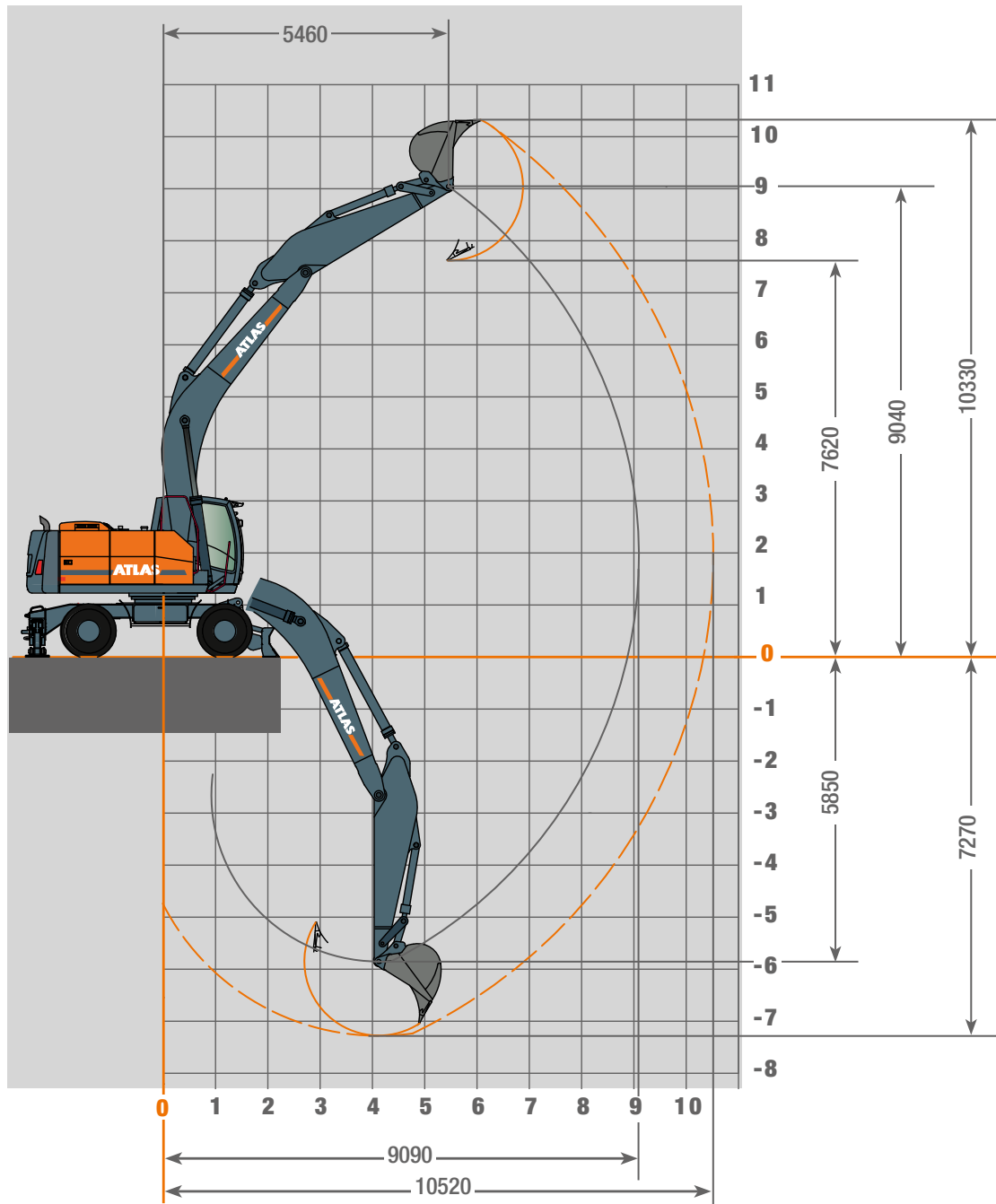
ATTACHMENTS (SELECTION)

	Bucket	Bucket*	Bucket*	Bucket*	Bucket	Trench bucket
	F63.15	F63.26	F63.27	F63.28	F63.29	F63.35
Capacity SAE	0.75 m ³	0.83 m ³	0.93 m ³	1.14 m ³	1.34 m ³	1.14 m ³
Cutting width	850 mm	1000 mm	1100 mm	1300 mm	1500 mm	1300 mm

* A German road authorization under §70 StVZO says only buckets from 1000 mm to 1300 mm cutting width are possible!

WORKING RANGES 220W

Working ranges



LIFTING CAPACITIES 220W

Lifting capacities Monoblock boomn 5.90 m (C25.3M)

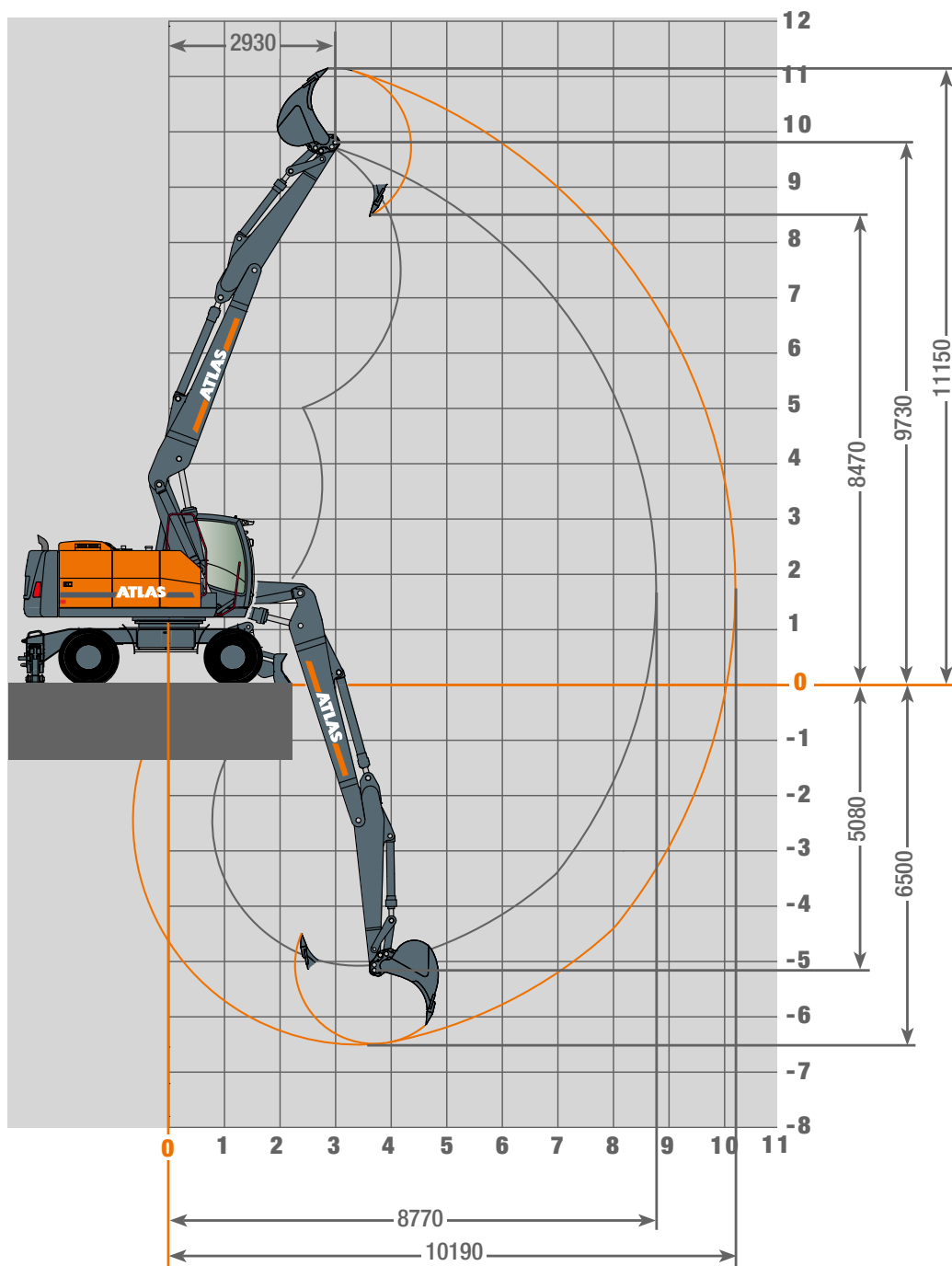
Monoblock boom 5.95 m (C25.3M) and stick 2.5 m (D25.2)														
Height	Undercarriage type		3.0 m	3.5 m	4.0 m	4.5 m	5.0 m	5.5 m	6.0 m	6.5 m	7.0 m	7.5 m	8.0 m	8,5 m
+7.5 m	FRONT		SDB rear, supported	0	0	0	0	0	9195	9182	0	0	0	0
			SDB front, raised	0	0	0	0	0	*6240	*5367	0	0	0	0
	LATERAL		SDB supported	0	0	0	0	0	*7686	*6724	0	0	0	0
			SDB raised	0	0	0	0	0	*4814	*4151	0	0	0	0
+ 6.0 m	FRONT		SDB rear, supported	0	0	0	0	9922	9576	9300	9088	8947	*7979	0
			SDB front, raised	0	0	0	0	*7157	*6123	*5313	*4657	*4109	*3628	0
	LATERAL		SDB supported	0	0	0	0	*8782	*7698	*6667	*5842	*5162	*4574	0
			SDB raised	0	0	0	0	*5464	*4707	*4100	*3600	*3175	*2794	0
+ 4.5 m	FRONT		SDB rear, supported	0	0	14108	12697	11663	10875	10259	9769	*8901	*7914	*7089
			SDB front, raised	0	0	*9583	*7931	*6723	*5801	*5073	*4483	*3992	*3574	*3207
	LATERAL		SDB supported	0	0	*12473	*10191	*8570	*7358	*6416	*5661	*5040	*4517	*4064
			SDB raised	0	0	*7011	*5909	*5071	*4412	*3879	*3438	*3065	*2743	*2455
+ 3.0 m	FRONT		SDB rear, supported	0	0	0	15670	13864	12544	*11264	*9815	*8673	*7748	*6980
			SDB front, raised	0	0	0	*7165	*6170	*5387	*4758	*4240	*3806	*3436	*3114
	LATERAL		SDB supported	0	0	0	*9368	*7982	*6921	*6084	*5407	*4846	*4374	*3968
			SDB raised	0	0	0	*5225	*4569	*4032	*3586	*3211	*2890	*2613	*2368
+ 1.5 m	FRONT		SDB rear, supported	0	0	0	17500	*15170	*12701	*10904	*9534	*8454	*7579	*6855
			SDB front, raised	0	0	0	*6625	*5734	*5038	*4477	*4015	*3626	*3295	*3008
	LATERAL		SDB supported	0	0	0	*8788	*7518	*6552	*5790	*5172	*4660	*4228	*3859
			SDB raised	0	0	0	*4744	*4175	*3712	*3327	*3001	*2722	*2480	*2267
0 m	FRONT		SDB rear, supported	0	0	12266	17587	*14891	*12445	*10685	*9353	*8307	*7467	*6782
			SDB front, raised	0	0	*7757	*6455	*5535	*4846	*4307	*3869	*3506	*3202	*2947
	LATERAL		SDB supported	0	0	*10481	*8605	*7306	*6349	*5612	*5020	*4535	*4132	*3795
			SDB raised	0	0	*5414	*4591	*3994	*3535	*3169	*2866	*2609	*2392	*2209
-1.5 m	FRONT		SDB rear, supported	12739	16540	18220	16552	*14905	*12433	*10662	*9333	*8301	*7481	0
			SDB front, raised	12739	*9888	*7843	*6497	*5545	*4837	*4290	*3854	*3501	*3213	0
	LATERAL		SDB supported	12739	*13590	*10575	*8650	*7317	*6340	*5593	*5004	*4529	*4143	0
			SDB raised	*8723	*6744	*5489	*4629	*4003	*3527	*3153	*2851	*2605	*2403	0
-3.0 m	FRONT		SDB rear, supported	18578	17113	15711	14397	13177	12044	*10797	*9468	0	0	0
			SDB front, raised	*13576	*10122	*8040	*6657	*5677	*4950	*4394	*3961	0	0	0
	LATERAL		SDB supported	18578	*13852	*10790	*8822	*7457	*6459	*5703	*5116	0	0	0
			SDB raised	*8924	*6943	*5662	*4772	*4122	*3631	*3250	*2952	0	0	0
-4.5 m	FRONT		SDB rear, supported	13026	12165	11245	10266	9188	7827	0	0	0	0	0
			SDB front, raised	13026	12165	11245	10266	9188	7827	0	0	0	0	0
	LATERAL		SDB supported	13026	12165	11245	10266	9188	7827	0	0	0	0	0
			SDB raised	13026	12165	11245	10266	9188	7827	0	0	0	0	0

Monoblock boom 5.95 m (C25.3M) and stick 3.2 m (D25.3)															
Height	Undercarriage type		3.0 m	3.5 m	4.0 m	4.5 m	5.0 m	5.5 m	6.0 m	6.5 m	7.0 m	7.5 m	8.0 m	8,5 m	9.0 m
+9.0 m	FRONT		SDB rear, supported	0	0	0	0	0	8691	0	0	0	0	0	0
			SDB front, raised	0	0	0	0	0	*6310	0	0	0	0	0	0
	LATERAL		SDB supported	0	0	0	0	0	*7604	0	0	0	0	0	0
			SDB raised	0	0	0	0	0	*4868	0	0	0	0	0	0
+7.5 m	FRONT		SDB rear, supported	0	0	0	0	0	7982	8018	8108	0	0	0	0
			SDB front, raised	0	0	0	0	0	*5559	*4835	*4225	0	0	0	0
	LATERAL		SDB supported	0	0	0	0	0	*6797	*6034	*5288	0	0	0	0
			SDB raised	0	0	0	0	0	*4319	*3757	*3276	0	0	0	0
+ 6.0 m	FRONT		SDB rear, supported	0	0	0	0	0	8313	8175	8066	7994	*7249	0	0
			SDB front, raised	0	0	0	0	0	*5454	*4773	*4212	*3737	*3322	0	0
	LATERAL		SDB supported	0	0	0	0	0	*6821	*5970	*5274	*4691	*4187	0	0
			SDB raised	0	0	0	0	0	*4221	*3700	*3263	*2889	*2557	0	0
+ 4.5 m	FRONT		SDB rear, supported	0	0	0	11103	10377	9802	9337	8957	8644	*8000	*7170	*6467
			SDB front, raised	0	0	0	*8216	*6925	*5948	*5182	*4564	*4054	*3624	*3255	*2929
	LATERAL		SDB supported	0	0	0	*10421	*8794	*7520	*6536	*5751	*5110	*4574	*4118	*3719
			SDB raised	0	0	0	*6150	*5242	*4536	*3970	*3505	*3115	*2783	*2494	*2236
+ 3.0 m	FRONT		SDB rear, supported	0	0	16178	14135	12671	11572	10720	*9896	*8731	*7789	*7011	*6356
			SDB front, raised	0	0	*8816	*7380	*6308	*5479	*4819	*4279	*3829	*3449	*3121	*2834
	LATERAL		SDB supported	0	0	*11649	*9609	*8137	*7025	*6154	*5454	*4876	*4392	*3979	*3621
			SDB raised	0	0	*6325	*5404	*4683	*4106	*3633	*3239	*2905	*2618	*2367	*2145
+ 1.5 m	FRONT		SDB rear, supported	0	0	14390	16576	14629	*12751	*10933	*9548	*8456	*7573	*6842	*6227
			SDB front, raised	0	0	*7880	*6666	*5755	*5044	*4471	*4000	*3605	*3268	*2978	*2724
	LATERAL		SDB supported	0	0	*10627	*8841	*7548	*6565	*5790	*5162	*4643	*4205	*3831	*3507
			SDB raised	0	0	*5506	*4766	*4181	*3706	*3312	*2979	*2694	*2448	*2232	*2041
0 m	FRONT		SDB rear, supported	0	9576	14786	17453	*14795	*12375	*10624	*9295	*8251	*7407	*6712	*6130
			SDB front, raised	0	*9357	*7516	*6305	*5430	*4762	*4231	*3798	*3437	*3131	*2868	*2641
	LATERAL		SDB supported	0	9576	*10230	*8453	*7203	*6268	*5538	*4952	*4468	*4063	*3718	*3422
			SDB raised	0	*6274	*5187	*4444	*3887	*3448	*3090	*2791	*2537	*2318	*2127	*1961
-1.5 m	FRONT		SDB rear, supported	0	15702	19068	17031	*14675	*12248	*10506	*9193	*8170	*7350	*6683	*6138
			SDB front, raised	0	*9434	*7519	*6248	*5344	*4667	*4139	*3717	*3371	*3083	*2843	*2648
	LATERAL		SDB supported	0	*13099	*10233	*8392	*7111	*6167	*5442	*4866	*4399	*4013	*3692	*3429
			SDB raised	0	*6339	*5190	*4393	*3809	*3360	*3005	*2715	*2475	*2273	*2104	*1968
-3.0 m	FRONT		SDB rear, supported	20566	19047	17123	15477	14052	*12332	*10574	*9257	*8239	*7438	0	0
			SDB front, raised	*12930	*9654	*7677	*6361	*5426	*4729	*4192	*3768	*3427	*3156	0	0
	LATERAL		SDB supported	*18495	*13344	*10405	*8513	*7198	*6233	*5497	*4920	*4458	*4089	0	0
			SDB raised	*8376	*6526	*5328	*4494	*3883	*3418	*3054	*2762	*2527	*2341	0	0

The specified max. loading capacities in kilogrammes (kg) include a stability of 25% or are calculated at 87% of the hydraulic lifting power, as per ISO10567. These values are applicable at the tip of the arm with optimum positioning of the corresponding arm system. Weights of attached load carrying accessories (grab, magnet, load hook, etc.) are not included with the load carrying values. (*) Value limited due to excavator stability.




































WORKING RANGES 220W

Working ranges Adjustable boom: Base arm 1.95 m (C23.41) and boom 4.23 m (C25.46)



LIFTING CAPACITIES 220W

Lifting capacities Adjustable boom: Base arm 1.95 m (C23.41) and boom 4.23 m (C25.46)

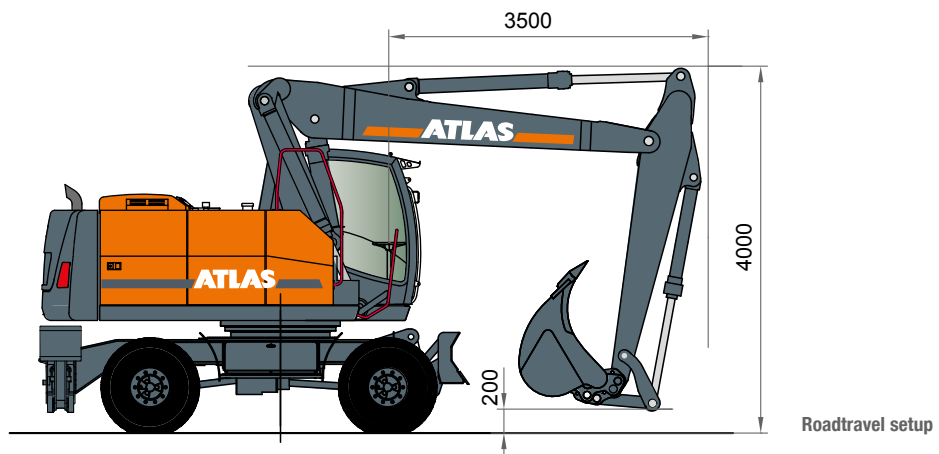
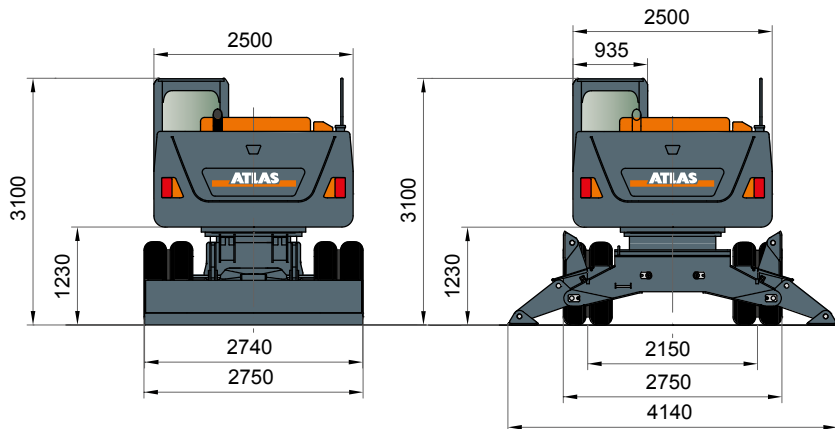
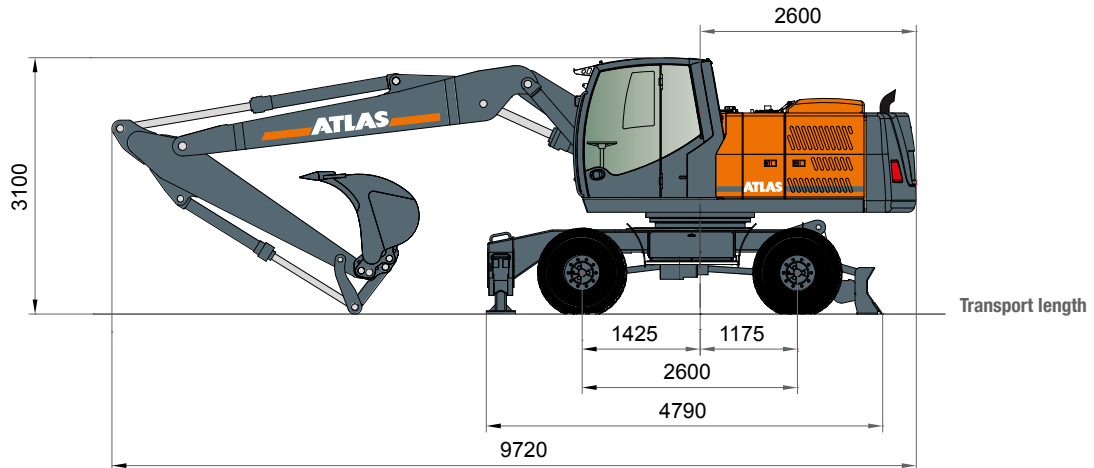
Adjustable boom: Base arm 1.95 m (C23.41), boom 4.23 m (C25.46) with stick 2.65 m (D21.33). Max. reach 10.25 m														
Height	Undercarriage type		3.0 m	3.5 m	4.0 m	4.5 m	5.0 m	5.5 m	6.0 m	6.5 m	7.0 m	7.5 m	8.0 m	8.5 m
+9.0 m	FRONT		SDB rear, supported	0	0	7646	6474	0	0	0	0	0	0	0
			SDB front, raised	0	0	7646	6474	0	0	0	0	0	0	0
	LATERAL		SDB supported	0	0	7646	6474	0	0	0	0	0	0	0
			SDB raised	0	0	*7324	*6369	0	0	0	0	0	0	0
+7.5 m	FRONT		SDB rear, supported	0	0	0	6778	6760	6766	6608	4703	0	0	0
			SDB front, raised	0	0	0	6778	6760	*6131	*5394	*4660	0	0	0
	LATERAL		SDB supported	0	0	0	6778	6760	6766	6608	4703	0	0	0
			SDB raised	0	0	0	*6285	*5619	*4883	*4203	*3628	0	0	0
+6.0 m	FRONT		SDB rear, supported	0	0	6865	7155	7123	6948	6808	6706	6593	5197	0
			SDB front, raised	0	0	6865	7155	*6903	*6167	*5459	*4844	*4243	*3724	0
	LATERAL		SDB supported	0	0	6865	7155	7123	6948	*6703	*5945	*5280	*4657	0
			SDB raised	0	0	6865	*6419	*5608	*4899	*4232	*3808	*3324	*2906	0
+4.5 m	FRONT		SDB rear, supported	10238	11144	9928	9061	8414	7915	7523	7135	6805	6579	6060
			SDB front, raised	10238	11144	*9761	*8155	*6985	*6093	*5386	*4814	*4314	*3800	*3358
	LATERAL		SDB supported	10238	11144	9928	9061	8414	*7492	*6604	5890	*5304	*4730	*4206
			SDB raised	10238	*9030	*7449	*6320	5476	*4814	*4284	*3844	*3395	*2978	*2619
+3.0 m	FRONT		SDB rear, supported	9414	11226	12097	11242	9999	9020	8322	7758	7302	6926	6683
			SDB front, raised	9414	11226	*9439	*7924	*6823	5974	*5302	*4763	*4303	*3793	*3359
	LATERAL		SDB supported	9414	11226	*11906	*9892	*8443	*7352	*6506	*5821	*5265	*4720	*4202
			SDB raised	9414	*8652	*7198	*6140	*5336	*4719	*4220	*3811	*3388	*2973	*2619
+1.5 m	FRONT		SDB rear, supported	12626	13213	13455	13189	11460	10192	9226	8477	7889	7428	*7031
			SDB front, raised	12626	11470	*9311	7815	*6736	*5909	*5264	*4761	*4216	*3718	*3299
	LATERAL		SDB supported	12626	13213	*1174	59770	*8346	*7283	*6451	*5800	*5241	*4641	*4141
			SDB raised	*10645	*8505	*7058	*6037	*5270	*4670	*4195	*3766	*3301	*2900	*2562
0 m	FRONT		SDB rear, supported	16314	15843	15039	13844	12317	11025	9970	9110	8425	*7713	6965
			SDB front, raised	*15083	11549	*9339	*7847	*6761	*5937	*5233	*4621	*4051	*3586	*3199
	LATERAL		SDB supported	16314	14846	*11793	*9792	*8364	*7311	6509	*5770	*5078	*4513	*4043
			SDB raised	*1059	*8459	*7024	*5985	*5193	*4567	*4054	*3596	*3144	*2776	*2467
-1.5 m	FRONT		SDB rear, supported	20771	18466	15973	13963	12402	11157	10143	9304	*8589	*7652	*6891
			SDB front, raised	*15054	*11430	*9202	*7687	*6585	*5743	*5006	*4374	*3867	*3447	*3120
	LATERAL		SDB supported	*20257	*15094	*12009	*9902	*8400	*7276	*6320	*5530	*4896	*4372	*3962
			SDB raised	*10192	*8109	*6725	*5732	*4981	*4389	*3844	*3361	*2971	*2645	*2393
-3.0 m	FRONT		SDB rear, supported	22715	18937	16230	14203	12639	11438	10325	9151	7724	0	0
			SDB front, raised	*14887	*11273	*9063	*7556	*6350	*5448	*4754	*4207	*3776	0	0
	LATERAL		SDB supported	*20682	*15093	*11872	*9761	*8150	*6964	*6062	*5357	*4800	0	0
			SDB raised	*10056	*7976	*6603	*5614	*4768	*4118	*3610	*3206	*2885	0	0

The specified max. loading capacities in kilogrammes (kg) include a stability of 25% or are calculated at 87% of the hydraulic lifting power, as per ISO10567. These values are applicable at the tip of the arm with optimum positioning of the corresponding arm system. Weights of attached load carrying accessories (grab, magnet, load hook, etc.) are not included with the load carrying values. (*) Value limited due to excavator stability.

DIMENSIONS 220W

Dimensions

A23.33, C27.41, C25.46, D21.33, F25.1, F63.27



For driving on public roads, excavators with TÜV approval to ensure the axle load of 12 t must be switched to the road mode, i.e. the steering axle is located behind in the direction of travel.

GANDERKESEE FACTORY

Atlas GmbH
Atlasstraße 6
D-27777 Ganderkesee,
Germany

Tel.: +49 (0) 4222 954 0
Fax: +49 (0) 4222 954 220
E-mail: info@atlasgmbh.com
www.atlasgmbh.com



VECHTA FACTORY

Atlas GmbH
Theodor-Heuss-Str. 3
D-49377 Vechta
Germany

T: +49 (0) 4441 954 0
F: +49 (0) 4441 954 299
E-mail: info@atlasgmbh.com
www.atlasgmbh.com



DELMENHORST FACTORY

Atlas GmbH
Stedinger Straße 324
D-27751 Delmenhorst
Germany

T: +49 (0) 4221 49 10
F: +49 (0) 4221 49 14 43
E-mail: info@atlasgmbh.com
www.atlasgmbh.com

ATLAS CRANES UK LTD NATIONAL SALES & SERVICE FACILITY

Wharfedale Road,
Euroway Trading Est.
Bradford, England BD4 6SL
United Kingdom

T: +44 8444 99 66 88
F: +44 1274 65 37 85
E-mail: atlasuk@atlasgmbh.com
www.atlas-cranes.co.uk
www.atlasgmbh.com





SINCE 1919
ATLAS



www.atlasgmbh.com

ATLAS GmbH
EXCAVATORS
Atlasstraße 6
D-27777 Ganderkesee, Germany
T: +49 (0) 4222 954 0
Fax: +49 (0) 4222 954 220
info@atlasgmbh.com